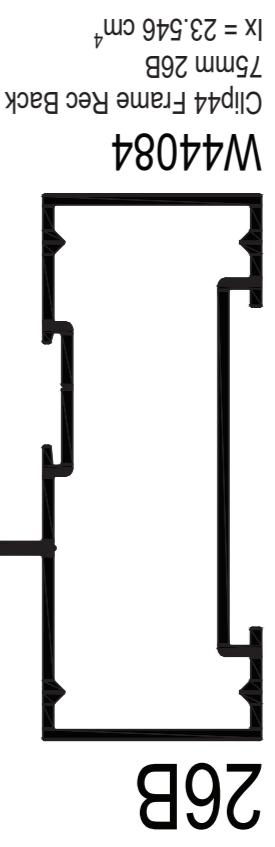


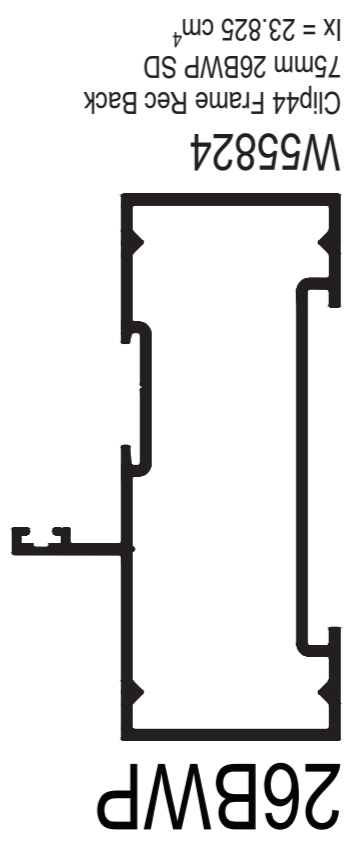


Crealco Clip44™ vs SF44 GenX™ Identification Chart

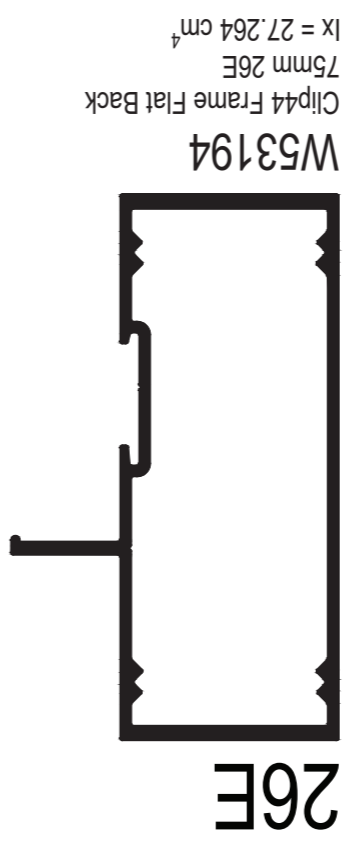
WISPECO Aluminum



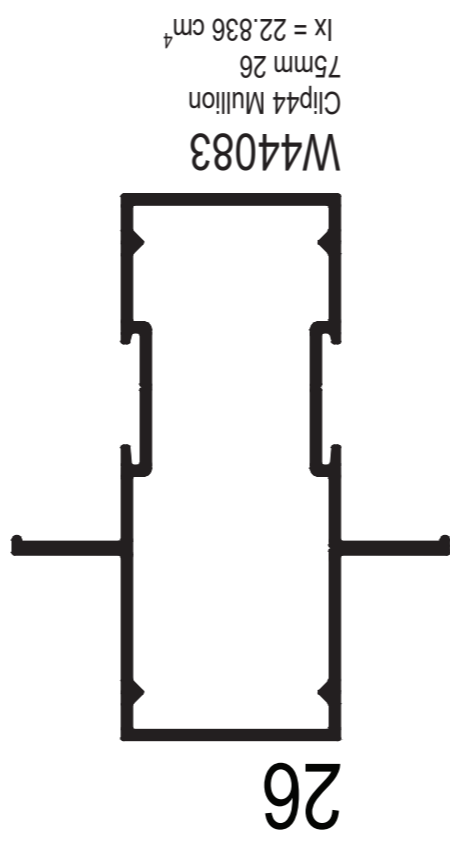
W44084
Clip44 Frame Rec Back
75mm 26B
Ix = 23,546 cm⁴



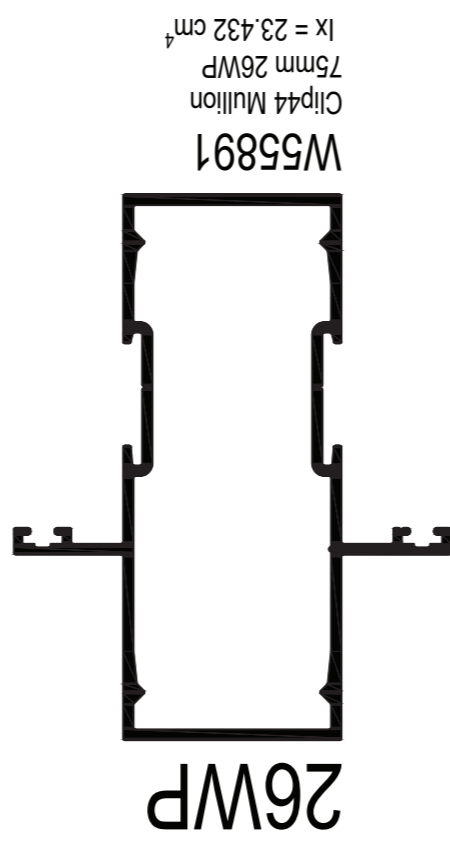
W55824
Clip44 Frame Rec Back SD
75mm 26BWP
Ix = 23,825 cm⁴



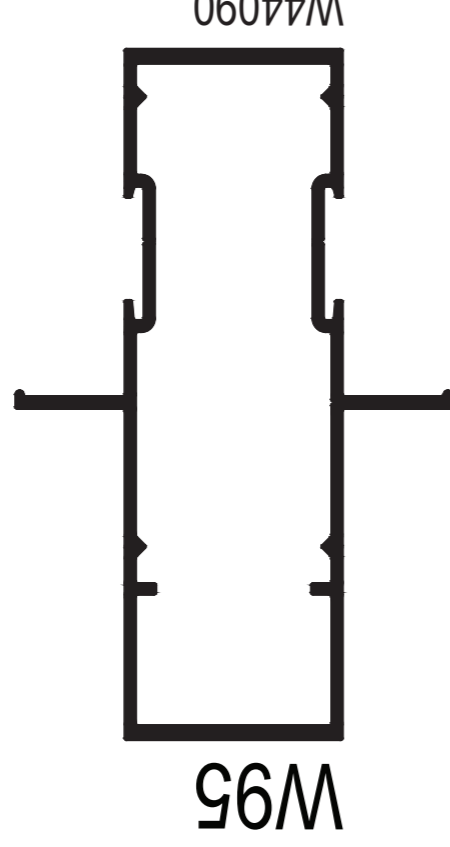
W53194
Clip44 Frame Flat Back
75mm 26E
Ix = 27,264 cm⁴




W44083
Clip44 Million
75mm 26
Ix = 22,836 cm⁴



W55891
Clip44 Million
75mm 26WP
Ix = 23,432 cm⁴



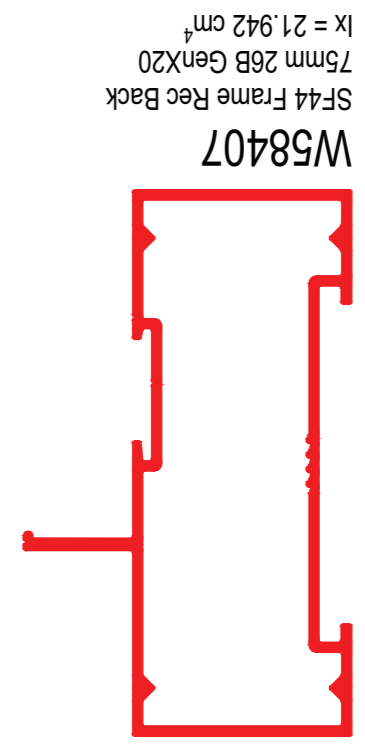
W44090
Clip44 Million
95mm W95
Ix = 49,748 cm⁴



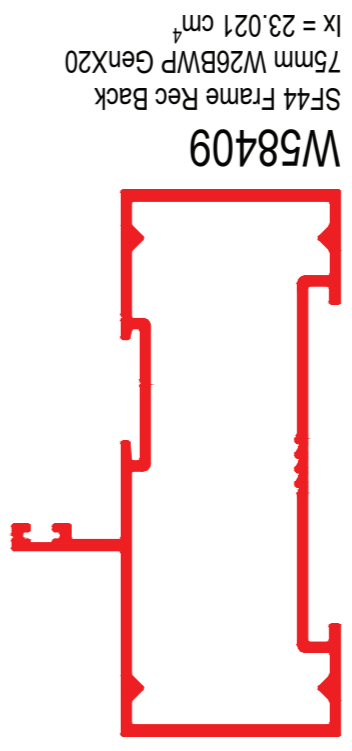
W44088
Clip44 Head/Sill Rail
85mm R4
Ix = 15,019 cm⁴

Clip44

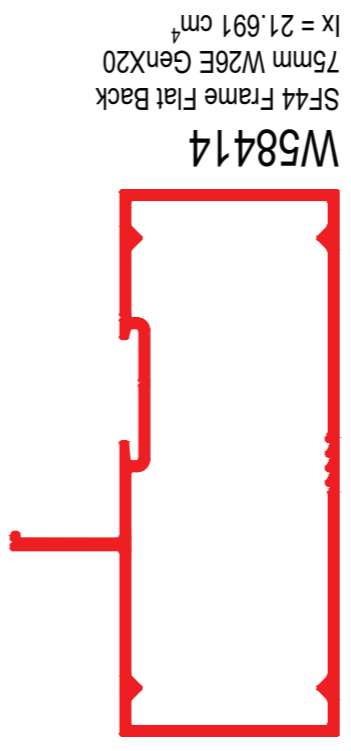
GenX20



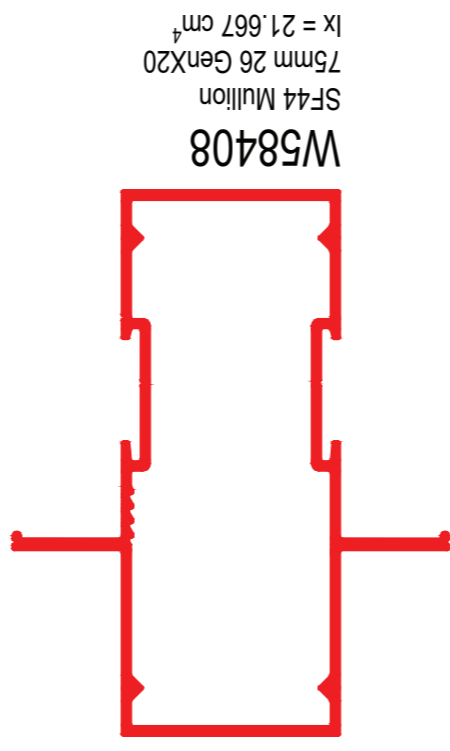
W58407
SF44 Frame Rec Back
75mm 26B GenX20
Ix = 21,942 cm⁴



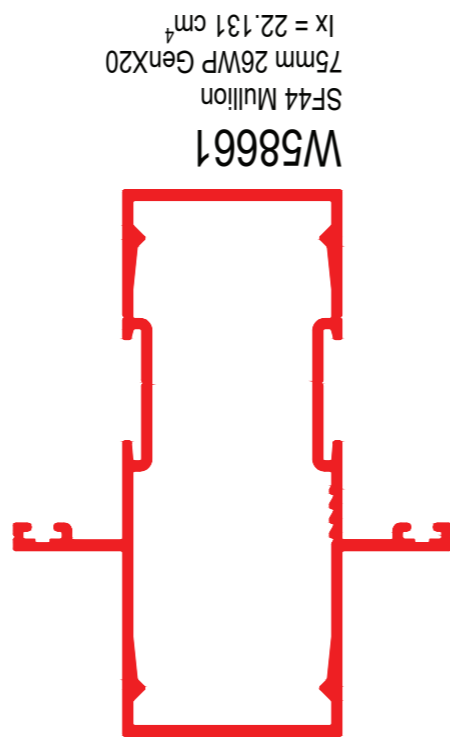
W58409
SF44 Frame Rec Back
75mm W26BWP GenX20
Ix = 23,021 cm⁴



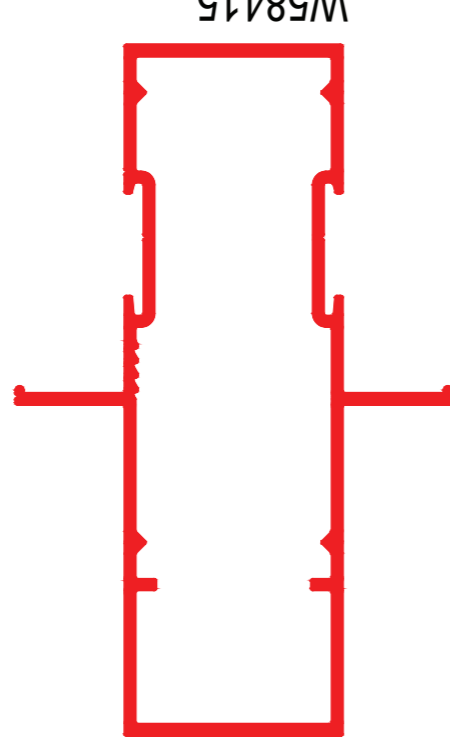
W58414
SF44 Frame Flat Back
75mm W26E GenX20
Ix = 21,691 cm⁴




W58408
SF44 Million
75mm 26 GenX20
Ix = 21,667 cm⁴



W58661
SF44 Million
75mm 26WP GenX20
Ix = 22,131 cm⁴



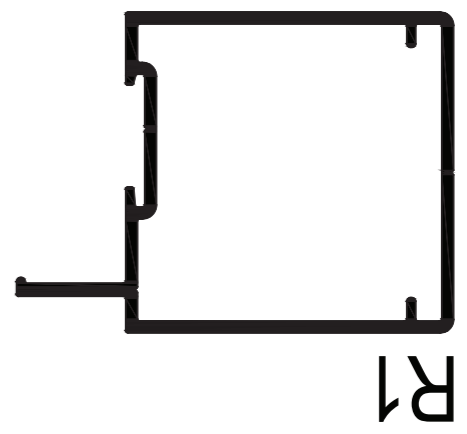
W58415
SF44 Million
95mm W95 GenX20
Ix = 44,647 cm⁴



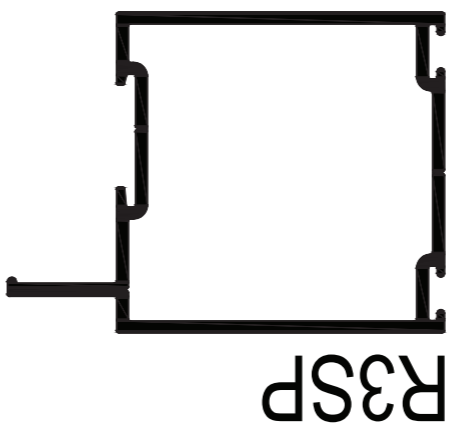
W58403
SF44 Hd/Sill Rail
85mm R4 GenX20
Ix = 14,013 cm⁴

Clip44

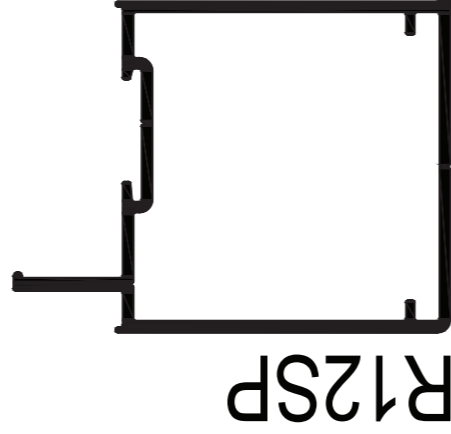
GenX20



R1
Clip44 Sill
45mm R1
Ix = 9,272 cm⁴



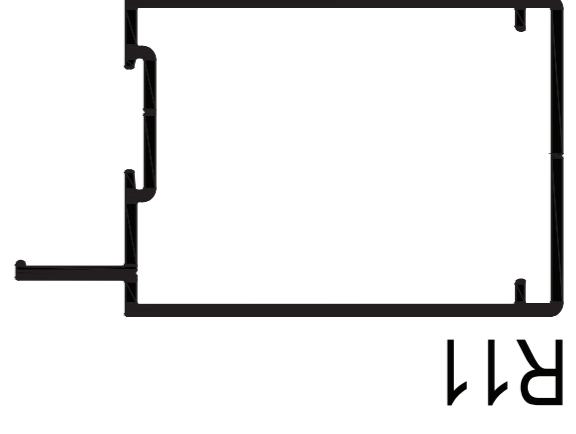
R3SP
Clip44 Sill
45mm W/Pile R3SP
Ix = 9,320 cm⁴



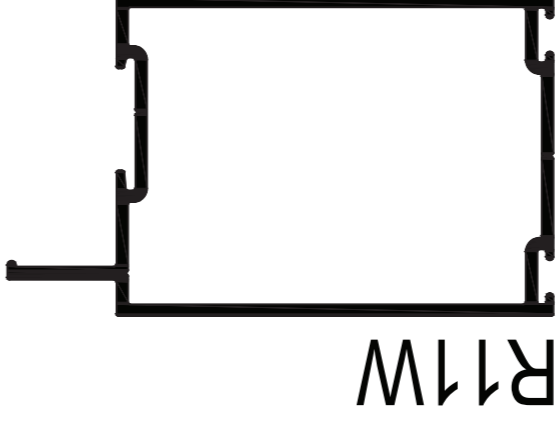
R12SP
Clip44 Sill
45mm W/Pile R12SP
Ix = 11,794 cm⁴

Clip44

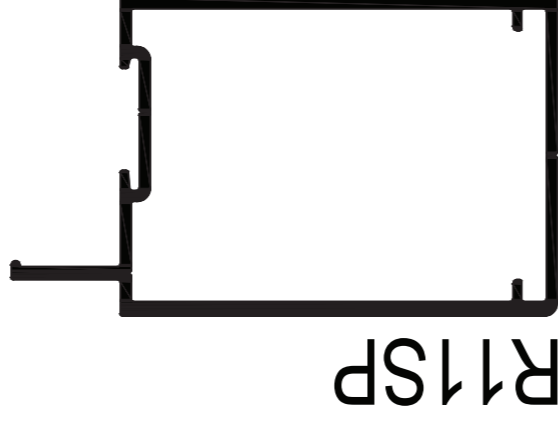
GenX20



R11
Clip44 Sill
60mm R11
Ix = 11,104 cm⁴



R11W
Clip44 Sill
60mm W/Pile R11W
Ix = 12,610 cm⁴



R11SP
Clip44 Sill
60mm W/Pile R11SP
Ix = 14,615 cm⁴

Clip44

GenX20



R9
Clip44 Sill
90mm HD R9
Ix = 17,427 cm⁴



R9W
Clip44 Sill
90mm W/Pile R9W
Ix = 17,418 cm⁴



R9SP
Clip44 Sill
90mm W/Pile R9SP
Ix = 18,179 cm⁴

GenX20



W58402
SF44 Sill
90mm R9 GenX20
Ix = 14,877 cm⁴

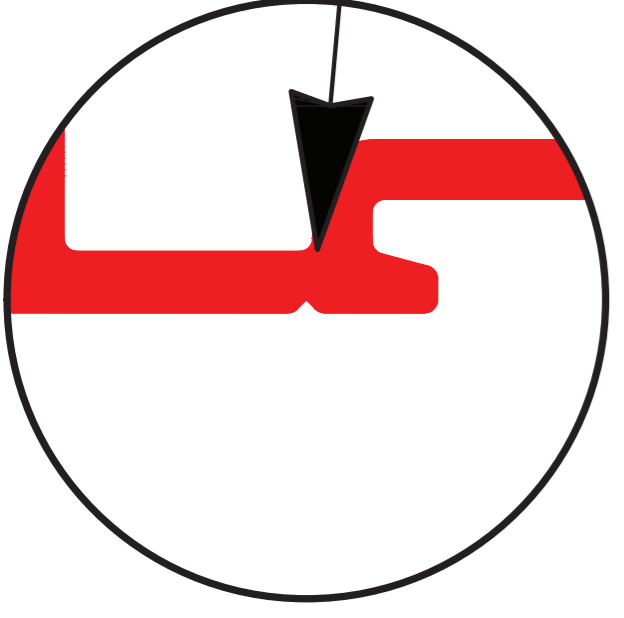

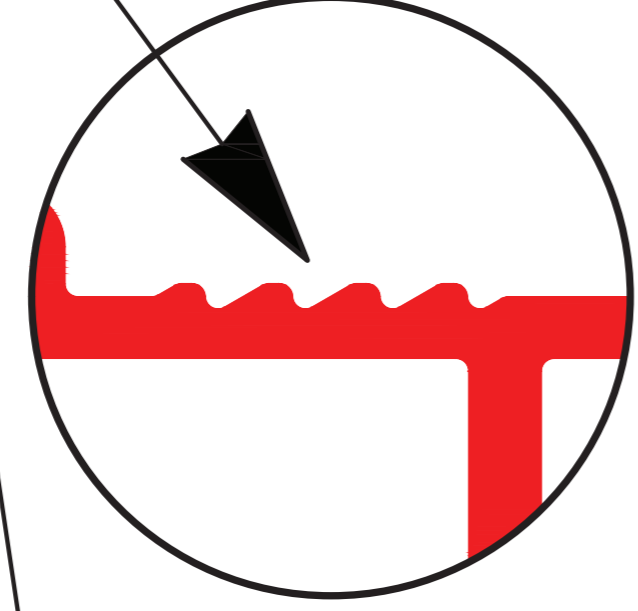



W58401
SF44 Sill
90mm W/Pile R9W GenX20
Ix = 14,920 cm⁴



W58413
SF44 Sill
90mm W/Pile R9SP GenX20
Ix = 16,045 cm⁴

ID PIP
Identification



GenX™ ALUMINUM EXTRUSIONS

R F M